

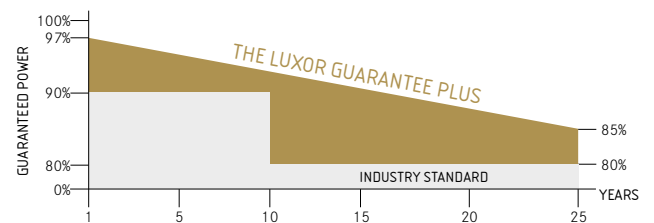
- + REDUCED LOSSES DURING PARTIAL SHADING
- + HIGHER YIELD: MORE REFLECTION ON CELL SURFACE
- + APPLICATIONS: INDUSTRIAL, COMMERCIAL AND RESIDENTIAL POWER PLANTS
- + ECO: ESPECIALLY ECONOMIC AND RELIABLE



product guarantee¹



linear performance guarantee¹



ECO LINE HALF CELL

M120 / 360 - 380 W

MONOCRYSTALLINE MODULE FAMILY, FULL BLACK



Longlife tested



Power proofed



Safety provided



Selection of components



Cross-linking degree test



Performance surplus of 0 Wp to 6.49 Wp



100% PID free cells



Special packing to avoid micro cracks in the cells



German warrantor

ECO LINE HALF CELL M120 / 360 - 380 W

Monocrystalline module family

Module type LX - XXXM/166-120+ | XXX = Rated power P_{mpp}

Electrical data at STC

| | | | | | |
|---|--------|--------|--------|--------|--------|
| Rated power P _{mpp} [Wp] | 360.00 | 365.00 | 370.00 | 375.00 | 380.00 |
| P _{mpp} range to | 366.49 | 371.49 | 376.49 | 381.49 | 386.49 |
| Rated current I _{mpp} [A] | 10.62 | 10.69 | 10.77 | 10.84 | 10.91 |
| Rated voltage V _{mpp} [V] | 33.94 | 34.17 | 34.40 | 34.63 | 34.86 |
| Short-circuit current I _{sc} [A] | 11.21 | 11.29 | 11.37 | 11.45 | 11.52 |
| Open-circuit voltage U _{oc} [V] | 40.41 | 40.68 | 40.95 | 41.23 | 41.50 |
| Efficiency at STC up to | 20.12% | 20.39% | 20.67% | 20.94% | 21.22% |
| Efficiency at 200 W/m ² | 19.52% | 19.78 | 20.06% | 20.32% | 20.59% |

Electrical data at NOCT

| | | | | | |
|---|--------|--------|--------|--------|--------|
| Power at P _{mpp} [Wp] | 268.21 | 272.15 | 274.54 | 279.31 | 283.38 |
| Rated current I _{mpp} [A] | 8.52 | 8.58 | 8.61 | 8.69 | 8.76 |
| Rated voltage V _{mpp} [V] | 31.49 | 31.70 | 31.88 | 32.13 | 32.35 |
| Short-circuit current I _{sc} [A] | 9.06 | 9.12 | 9.19 | 9.25 | 9.31 |
| Open-circuit voltage U _{oc} [V] | 37.34 | 37.60 | 37.80 | 38.09 | 38.36 |

Specification as per STC (Standard test conditions): irradiance 1000 W/m² | module temperature 25°C | Air Mass = 1.5
 NOCT (nominal operating cell temperature): irradiance 800 W/m² | wind speed 1 m/sec | ambient temperature 20°C | cell operating temperature 45 +/- 2°C | Air Mass = 1.5

Limiting values

| | |
|---|------------------|
| Max. system voltage [V] | 1000 V or 1500 V |
| Max. return current [I] | 20 A |
| Operating Temperature | -40 to 85°C |
| Safety class | II |
| Max. tested pressure load [Pa] ² | 5400 |
| Max. tested tensile load [Pa] ² | 2400 |

Temperature coefficient

| | |
|---|--|
| Temperature coefficient [V] [I] [P] | -0.285% /°C 0.049% /°C -0.360% /°C |
|---|--|

Specifications

| | |
|---|--|
| Number of cells (matrix) | 120 (6 x 20) 166 mm x 83 mm |
| Module dimensions (LxWxH) ³ Weight | 1755 mm x 1038 mm x 35 mm 20 kg |
| Front-side glass | 3.2 mm tempered highly transparent, anti-reflection solar glass |
| Frame | stable, anodised aluminium frame |
| Junction Box | At least IP67 |
| Cable | symmetrical cable lengths > 1.1 m and 1.1 m, 4 mm ² solar cable |
| Diodes | 3 Schottky Diodes |
| Plug-in connection | MC4 or equivalent (IP67) |
| Hail test (max. hailstorm) | ∅ 45 mm impact velocity 23 m/s ± 83 km/h |

The specifications and average values can vary slightly. Relevant is the corresponding data of the individual measurement. Specifications are subject to change without notice. Measurement tolerance depending on equipment: rated power +/- 3%, other values +/- 10%. All information given in this data sheet corresponds to DIN EN 50380. A potential light-induced degradation of the power after commissioning is not considered here. Further information in the installation manuals.

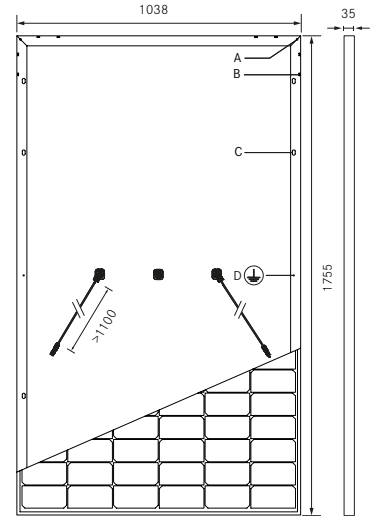
1 The specific warranty conditions are given under www.luxor-solar.com/downloads.html

2 Horizontal mounted

3 Tolerance L/W = +/- 3 mm. H +/- 2mm, the dimensions given in the order confirmation will be decisive

4 Location and dimensions of holes on request

Back - / Front -/ Side view³

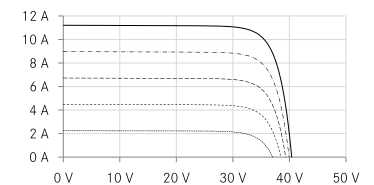


Drilled holes⁴

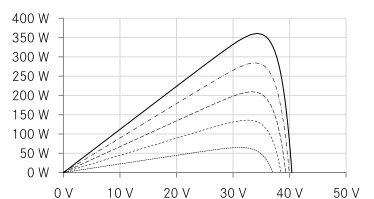
- A: 4 x drainage
- B: 16 x ventilation
- C: 8 x mounting
- D: 2 x earthing

Electrical characteristics

UI-diagram e.g. LX-350M/166-120+



UP-diagram e.g. LX-350M/166-120+

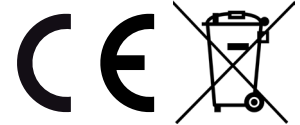


- 200W/m²
- 400W/m²
- 600W/m²
- - - 800W/m²
- 1000W/m²

Luxor, your specialised company



IEC
IEC 61215
IEC 61730



Guidelines:
93/68/EEC
2014/35/EU, (LVD)
2014/30/EU, (EMC)

The validity of the certificates/listings for a specific country has to be examined under:
www.luxor-solar.com/downloads.html