

- + REDUCED LOSSES DURING PARTIAL SHADING
- + HIGHER YIELD: MORE REFLECTION ON CELL SURFACE
- + APPLICATIONS: INDUSTRIAL, COMMERCIAL AND RESIDENTIAL POWER PLANTS
- + ECO: ESPECIALLY ECONOMIC AND RELIABLE



product guarantee¹



linear performance guarantee¹



ECO LINE HALF CELLS M120 / 315 - 335 W

MONOCRYSTALLINE MODULE FAMILY, BLACK FRAME



Longlife tested



Power proofed



Safety provided



Selection of components



Cross-linking degree test



Performance surplus of 0 Wp to 6.49 Wp



100% PID free cells



Special packing to avoid micro cracks in the cells



German warrantor

ECO LINE HALF CELLS M120 / 315 - 335 W

Monocrystalline module family

Module type LX - XXXM/158-120+ | XXX = Rated power P_{mpp}

Electrical data at STC

	315.00	320.00	325.00	330.00	335.00
Rated power P _{mpp} [Wp]	315.00	320.00	325.00	330.00	335.00
P _{mpp} range to	321.49	326.49	331.49	336.49	341.49
Rated current I _{mpp} [A]	9.57	9.64	9.70	9.76	9.81
Rated voltage V _{mpp} [V]	32.93	33.24	33.55	33.86	34.18
Short-circuit current I _{sc} [A]	10.02	10.09	10.16	10.22	10.27
Open-circuit voltage U _{oc} [V]	39.16	39.52	39.89	40.26	40.64
Efficiency at STC up to	19.05%	19.35%	19.65%	19.94%	20.24%
Efficiency at 200 W/m ²	18.26%	18.56%	18.85%	19.15%	19.42%

Electrical data at NOCT

	232.60	236.80	240.81	244.89	248.77
Power at P _{mpp} [Wp]	232.60	236.80	240.81	244.89	248.77
Rated current I _{mpp} [A]	7.65	7.71	7.77	7.83	7.88
Rated voltage V _{mpp} [V]	30.40	30.71	30.99	31.29	31.58
Short-circuit current I _{sc} [A]	8.09	8.15	8.20	8.25	8.30
Open-circuit voltage U _{oc} [V]	36.14	36.49	36.84	37.20	37.56

Specification as per STC (Standard test conditions): irradiance 1000 W/m² | module temperature 25°C | Air Mass = 1.5
 NOCT (nominal operating cell temperature): irradiance 800 W/m² | wind speed 1 m/sec | ambient temperature 20°C | cell operating temperature 45 +/- 2°C | Air Mass = 1.5

Limiting values

Max. system voltage [V]	1000 V
Max. return current [I]	25 A
Operating Temperature	-40 to 85°C
Safety class	II
Max. tested pressure load [Pa] ²	5400
Max. tested tensile load [Pa] ²	2400

Temperature coefficient

Temperature coefficient [V] [I] [P]	-0.3% /°C 0.055% /°C -0.4% /°C
---	------------------------------------

Specifications

Number of cells (matrix)	120 (6 x 20) 158 mm x 79 mm
Module dimensions (LxWxH) ³ Weight	1684 mm x 1002 mm x 35 mm 19 kg
Front-side glass	3.2 mm tempered highly transparent, anti-reflection solar glass
Frame	stable, anodised aluminium frame
Junction Box	At least IP67
Cable	symmetrical cable lengths > 1.1 m and 1.1 m, 4 mm ² solar cable
Diodes	3 Schottky Diodes
Plug-in connection	MC4 or equivalent (IP67)
Hail test (max. hailstorm)	∅ 45 mm impact velocity 23 m/s ± 83 km/h

The specifications and average values can vary slightly. Relevant is the corresponding data of the individual measurement. Specifications are subject to change without notice. Measurement tolerance depending on equipment: rated power +/- 3%, other values +/- 10%. All information given in this data sheet corresponds to DIN EN 50380. A potential light-induced degradation of the power after commissioning is not considered here. Further information in the installation manuals.

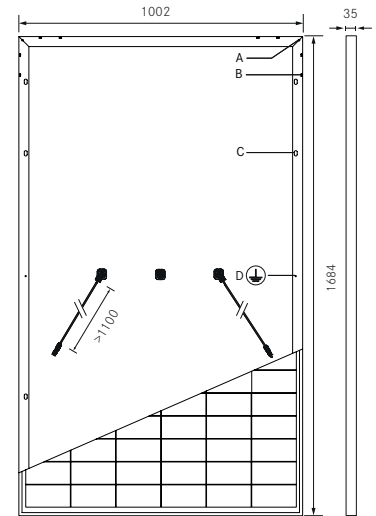
1 The specific warranty conditions are given under www.luxor-solar.com/download.htm

2 Horizontal mounted

3 Tolerance L/W = +/- 3 mm. H +/- 2mm, the dimensions given in the order confirmation will be decisive

4 Location and dimensions of holes on request

Back - / Front -/ Side view³

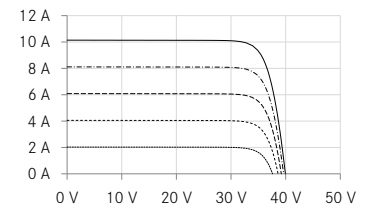


Drilled holes⁴

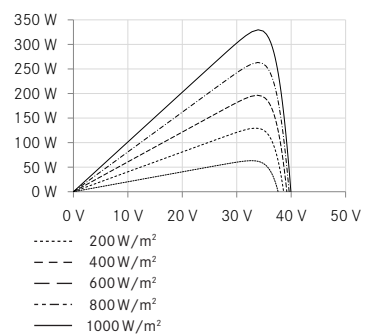
- A: 4 x drainage
- B: 16 x ventilation
- C: 8 x mounting
- D: 2 x earthing

Electrical characteristics

UI-diagram e.g. LX-330M/158-120+



UP-diagram e.g. LX-330M/158-120+



Luxor, your specialised company



IEC
IEC 61215
IEC 61730



Guidelines:
93/68/EEC
2014/35/EU, (LVD)
2014/30/EU, (EMC)

The validity of the certificates/listings for a specific country has to be examined under:
www.luxor-solar.com/download.htm